

## **Electrochemical Effects of Magnetic Field and Potassium Carbonate in Water**

**Ignat Ignatov<sup>1,2\*</sup> and Ivan K. Stankov<sup>2,3</sup>**

<sup>1</sup>*Scientific Research Center of Medical Biophysics (SRCMB), Sofia, Bulgaria*

<sup>2</sup>*National Sheep and Goat Breeding Association, NOKA, Veliko Tarnovo, Bulgaria*

<sup>3</sup>*Trakia University, Stara Zagora, Bulgaria*

Corresponding author\*: mbioph@abv.bg

Received 10/07/2024; accepted 20/12/2024

<https://doi.org/10.4152/pea.2026440602>

---

### **Abstract**

Due to the polarity and restructuring of hydrogen bonds, investigations have been conducted into the effects of permanent magnetic field (MF) on water. The water molecule is polar, with a bond angle of approximately 104.5°. Electrical charges at O and H atoms were unevenly distributed. The negative charge was drawn toward O atom, and positive charges were redistributed toward H atoms. Water is a polar solvent. The applied MF influenced the orientation of dynamics of H bonds between water molecules, of which process depended on MF parameters. Fourier Transform Infrared (FT-IR) spectroscopy was applied to research potassium carbonate (K<sub>2</sub>CO<sub>3</sub>). One indicator of magnets' properties is magnetic induction. It was shown that MF and strength were essential for this effect, which was on a limescale, in a reversed scheme of arranging magnets. In a non-reversed scheme, the effects manifested in water. The authors researched the effects of a permanent MF on water with and without dissolved K<sub>2</sub>CO<sub>3</sub>. The potential application was for animal husbandry.

**Keywords:** animal husbandry; FT-IR; K<sub>2</sub>CO<sub>3</sub>; magnetic field; water.

---

### **Introduction\***

Magnetic fields (MF) can influence various physical and chemical properties of aqueous solutions. These effects are particularly noticeable in solutions containing dissolved ion mobility and local water structure. As water is a polar solvent, changes in ion hydration inevitably affect the orientation and dynamics of surrounding water molecules and hydrogen bonds.

MF influences hydrogen bonds and orientation of water molecules, and this effect is connected with its parameters [1]. A key parameter is the change in electrical conductivity (EC) [1]. Significant effects are achieved with anisotropic magnets [2].

---

\* The abbreviations list is in page 416.

MF is applied to water before saturation with H<sub>2</sub> [3-5].

In water, there are effects of MF on hydrogen bonds. When magnetic poles are arranged in a non-reverse manner, water becomes activated by the permanent MF. In a non-reversed scheme, where permanent magnets' N and S poles are arranged sequentially, stronger effects on pH, oxidation-reduction potential (ORP) and dissolved oxygen (DO) are known and proven [6]. Effects of MF on pH and EC have also been demonstrated by [7]. Studies of magnetic water treatment, when that applied MF can influence water's EC, pH and DO, were performed by [8]. According to [6, 8], MF can alter orientation of water molecules and hydration shells around ions, leading to ion mobility and some degree of ion dissociation. In the reverse ordering of the magnetic poles, effects are anti-scaling [9, 10].

Herein, potassium carbonate (K<sub>2</sub>CO<sub>3</sub>) was employed for greater ion dissociation with a chemical reaction:



The reaction originated K<sup>+</sup>, HCO<sub>3</sub><sup>-</sup> (hydrogen carbonate) and OH<sup>-</sup> ions. The dissociation of K<sub>2</sub>CO<sub>3</sub> increased pH, ORP and EC.

Waters influenced by MF [10] and electro MF [11, 12] show changes in physicochemical parameters.

Strong gradients in weak MF may induce the formation of DOLLOP in tap water containing Ca<sup>2+</sup> and HCO<sub>3</sub><sup>-</sup> ions [13]. It was shown that the gradient of MF is more essential for that effect than magnetic strength. Results were obtained using magnetically activated water for crops [14, 15]. Electromagnetically activated water improves the osmosis process [16] for plants, growth and antimicrobial activity [17]. The results on sheep have demonstrated changes in daily and total production of milk, of which composition was improved. Ewes and lambs have shown improved hematological and biochemical parameters [18]. MF exposure has increased shelf life of goat milk [19]. Scientific studies have shown that adding K<sub>2</sub>CO<sub>3</sub> to the diet increases the synthesis of milk fats in cows [20]. Provided carbohydrates can lead to fermentation, acidification, and a decrease in pH in the digestive system of domestic animals [21, 22]. An alkaline environment improves alkaline balance in digestive system and reduces inflammatory diseases [23].

The possibility of combining water with K<sub>2</sub>CO<sub>3</sub> was indicated by [24]. The study was performed to determine the influence of the MF, where B was or 0.3 T, on water and on a water solution with K<sub>2</sub>CO<sub>3</sub> [25].

In the present work, studies and analyses have aimed to demonstrate the effects of MF activation on a K<sub>2</sub>CO<sub>3</sub> water solution.


## Materials and methods

### *Water samples for studies*

For the influence with permanent MF, control samples containing low mineralized water, with pH of 7.94 and EC of  $56.19 \mu\text{S}/\text{cm}^{-1}$ , were employed. The samples were influenced with a permanent MF, where B was 3000 G. The second investigation examined a water solution with  $13.8 \text{ mg}/\text{L}^{-1} \text{K}_2\text{CO}_3$  as control samples, which were influenced with a permanent MF, where B was 3000 G.

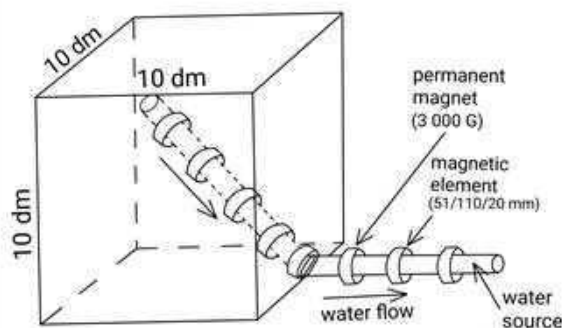
### *Permanent magnets*

Permanent magnets complying with Standard: ISO 9001: 2008, for design, development, production and trade of oxide magnets, were herein utilized. The magnet type was ferrimagnet and non-isotropic, catalog No. 598470, with a size of 51/110/20 mm (Fig. 1 a, b). The producer was Ferromagnet PLC, Pernik, Bulgaria.



**Figure 1:** Permanent magnets.

Fig. 2 is a scheme for 1000 L water, containing dissolved  $\text{K}_2\text{CO}_3$ , influenced by a permanent MF, where B was 3000 G.



**Figure 2:** Scheme for 1000 L water, containing dissolved  $\text{K}_2\text{CO}_3$ , influenced by a permanent MF, where B was 3000 G

Drinking water came from a water source where sheep and goats' flocks were raised. The water pipe was placed in permanent magnets, with 20 cm long. The magnetically activated water flowed through the source, with a diameter of 5 cm, into the troughs, for sheep and goats to drink about 7-8 L per day. Containers with 1000, 2000 and 3000 L daily provided fresh water for up to 100, 200 and 300 animals, respectively. They were constantly replenished, allowing the water to be influenced by the MF.

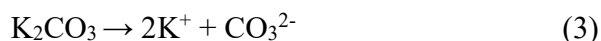
### ***FT-IR spectroscopy***

FT-IR spectrometer Bruker Vertex was employed to research IR spectra of  $K_2CO_3$ . Thermo Nicolet Avatar 360 IR source had the following parameters: average spectral range from 370 to 7800  $cm^{-1}$ ; visible spectral range from 2500 to 8000  $cm^{-1}$ ; permission of 0.5  $cm^{-1}$ ; and accuracy of wave number in the range from 0.1 to 2000  $cm^{-1}$ .

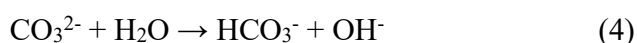
## **Results and discussion**

### ***Results for the water solution containing $K_2CO_3$***

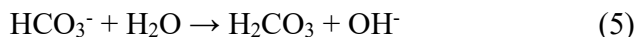
The pH of the  $K_2CO_3$  solution with different molar concentrations was converted. For 0.1, 0.01, 0.001 and 0.0001 M, pH values were 11.5, 10.5, 9.5 and 8.5, respectively. Herein, the application for 1000 L had 13.8 g and pH of 8.5 [8, 23].  $K_2CO_3$  dissociates into  $K^+$  and  $CO_3^{2-}$  ions in the solution.



$CO_3^{2-}$  reacts with water ( $H_2O$ ), to form carbonic acid ( $H_2CO_3$ )



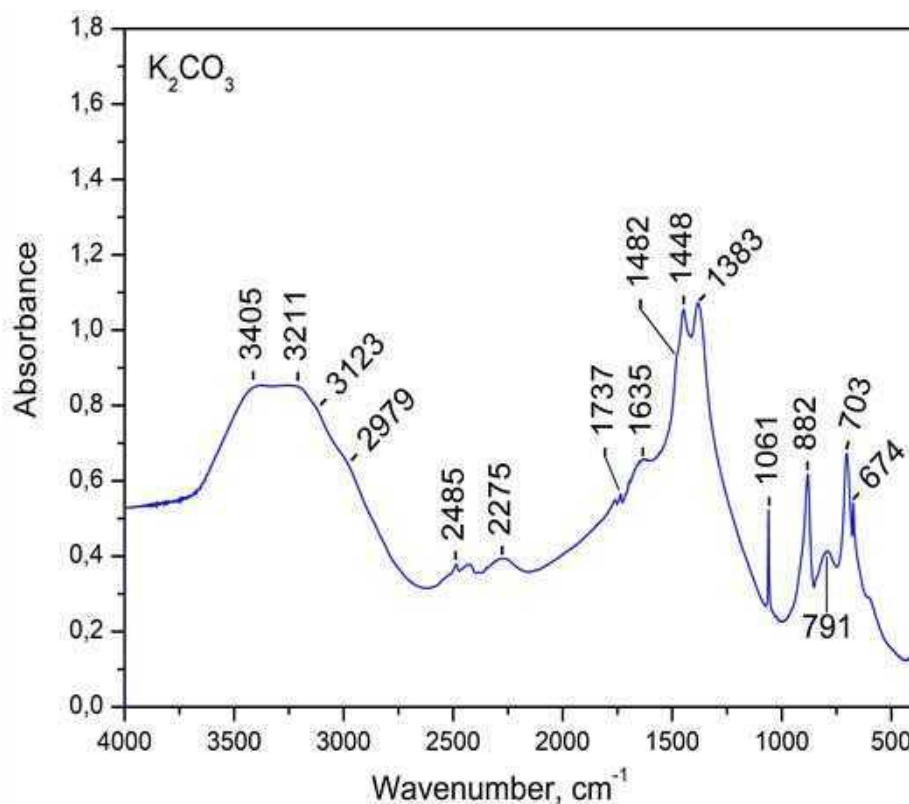
$HCO_3^-$  can react again with water:



A quality analysis of the dissolving  $K_2CO_3$  was performed. 1 L distilled water contained 25 mg  $K_2CO_3$ . Laboratory investigations showed that K ions were 14.16  $mg/L^{-1}$  and  $HCO_3^-$  ions were 11.04  $mg/L^{-1}$ . The analysis illustrates that 21.7 mg  $K_2CO_3$  was dissolved. The pH increased from 6.60 to 7.10.

### ***FT-IR spectrum of $K_2CO_3$***

Fig. 3 and Table 1 show results for FT-IR analysis of  $K_2CO_3$ .



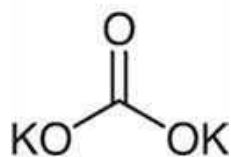
**Figure 3:** Results with FT-IR spectroscopy of  $K_2CO_3$ .

**Table 1:** Absorption bands in a FT-IR spectrum.

Absorption bands		
Wave number ( $cm^{-1}$ )	Wavelength ( $\mu m$ )	Type
3405	2.94	medium
3211	3.11	medium
3123	3.20	medium
2979	3.36	medium
2485	4.02	weak
2275	4.40	weak
1737	5.76	medium
1635	6.12	medium
1482	6.75	strong
1448	6.75	strong
1383	7.23	strong
1061	9.43	medium
882	11.34	medium
791	12.64	weak
703	14.23	medium
674	14.84	weak

$CO_3^{2-}$ , C and O atoms showed symmetric stretching at  $1061\text{ cm}^{-1}$ , and asymmetric stretching was around  $1400\text{ cm}^{-1}$ .

Fig. 4 illustrates the chemical structure of  $K_2CO_3$



**Figure 4:** Chemical structure of  $K_2CO_3$ .

***An MF influenced the parameters of water with  $K_2CO_3$ .***

The experiments were performed in an open vessel with a controlled temperature of 293.15 K (20 °C). Before adding  $K_2CO_3$ , low mineralized water had pH of 7.94 and electrical conductivity of  $56.19 \mu S/cm^{-1}$ .

The investigation studied 10 water control samples with  $13.8 \text{ mg/L}^{-1} K_2CO_3$ . The following results were achieved: average EC was  $93.4 \mu S/cm^{-1}$  and pH was 8.49.

This solution was influenced by a permanent MF, where B was 3000 G or 0.3 T. The EC for the 10 samples was  $97.5 \mu S/cm^{-1}$ , and the pH was 8.73.

Table 2 illustrates the parameters of EC, for each hour, during 24 h, with the influence of a  $K_2CO_3$  solution with a MF of 0.3 T.

**Table 2:** Parameters of  $K_2CO_3$  electric conductivity for 24 h.

	Time (h)	EC ( $\mu S/c$ )
	1	97.5
	2	97.5
	3	97.6
	4	97.7
	5	97.9
	6	97.6
	7	97.4
	8	97.3
	9	93.1
	10	97.7
	11	97.8
<b><math>K_2CO_3</math> solution with MF of 0.3 T</b>	12	96.7
	13	96.0
	14	92.0
	15	95.6
	16	94.8
	17	95.1
	18	95.7
	19	95.0
	20	95.9
	21	95.7
	22	95.7
	23	95.6
	24	95.4

The Student t-test, with results of  $p < 0.001$ , where  $r$  was 2.56, demonstrated a very strong effect of the applied MF, with 0.3 T, on the EC of the samples (Table 2), compared to the control specimens. The results illustrate the influence of MF on the  $K_2CO_3$  solution.

MF can influence the orientation of water molecules in water and in solutions, by interacting with dissolved ions and on the hydrogen bond network [1]. Water molecules, being polar, can reorganize their hydrogen bonds and positions. This restructuring can modify the physical properties of the solution, such as viscosity, surface tension and ionic mobility.

MF influence hydration shells and mobility of ions in aqueous solutions. These effects depend on the strength and orientation of the MF and the nature of the dissolved substance and solvent itself. In this study, the solvent was low-mineralized water with added  $K_2CO_3$ . The interaction between MF and hydration structures around potassium and carbonate ions contributes to their effective radius and mobility changes, indirectly affecting dissolution dynamics and their ionic equilibrium in the solution.

## **Conclusions**

The studies were performed to determine the influence of MF, where B was 3000 G or 0.3 T, on a solution with  $K_2CO_3$ , at a concentration of  $13.8 \text{ mg/L}^{-1}$ . EC ( $\mu\text{S/cm}^{-1}$ ) and pH were measured.

EC parameters were measured each hour, during 24 h, for a solution of  $K_2CO_3$  with a MF of 0.3 T.

In the investigation, for  $13.8 \text{ mg/L}^{-1} K_2CO_3$ , the following results were achieved: EC was  $93.5 \mu\text{S/cm}^{-1}$  and pH was 8.49.

A permanent MF influenced this solution, where B was 3000 G or 0.3 T. The pH result was 8.73, and EC was  $97.5 \mu\text{S/cm}^{-1}$ .

The investigations demonstrated that a permanent MF, with induction of 0.3 T, significantly influenced EC and pH in aqueous solutions. Following exposure to the magnetic field, both distilled water and  $K_2CO_3$  solutions showed increased EC and changes in pH. Stable changes in EC and pH parameters persisted over a 24-h period, suggesting that the MF can affect physicochemical properties of aqueous solutions.

## **Funding**

The research was supported by NOKA, Bulgaria, European project Measure 16-1.

## **Authors' contributions**

**Ignat Ignatov:** analyzed data obtained by experiments. **Ignat Ignatov and Ivan K. Stankov:** conceived the original idea of the analysis and research paper; collected data; performed experimental work; inserted data or analysis tools; wrote the paper.

### Abbreviations:

**B:** magnetic flux density

**DO:** dissolved oxygen

**DOLLOP:** dynamically ordered liquid like oxyanion polymers

**EC:** electrical conductivity

**FTIR:** Fourier Transform Infrared Method

**G:** Gauss

**H:** hydrogen atom

**HCO<sub>3</sub>:** hydrogen carbonate

**K<sub>2</sub>CO<sub>3</sub>:** potassium carbonate

**O:** oxygen atom

**ORP:** oxidation-reduction potential

**T:** Tesla

### References

1. Chang K-T, Weng C-I. The effect of an external magnetic field on the structure of liquid water using molecular dynamic simulation. *J Appl Phys.* 2006;100:043912. <https://doi.org/10.1063/1.2335971>
2. Su S-Q, Wu S-Q, Hagihala M et al. Water-oriented magnetic anisotropy transition. *Nat Commun.* 2021;12(1):2238. <https://doi.org/10.1038/s41467-021-23057-4>
3. Li K, Zhang H, Zheng X et al. Hydrogen production by water electrolysis with low power and high efficiency based on pre-magnetic polarization. *Energies.* 2022;15(5):1878. <http://dx.doi.org/10.3390/en15051878>
4. Ignatov I, Huether F, Neshev N et al. Research of water molecules cluster structuring during *Haberlea rhodopensis* Friv. Hydration. *Plants.* 2022;11(19):2655. <https://doi.org/10.3390/plants11192655>
5. Vassilev N, Ignatov I, Popova TP et al. Nuclear Magnetic Resonance (NMR) and Density Functional Theory (DFT) study of water clusters of Hydrogen-Rich Water (HRW). *Water.* 2024;16:3261. <https://doi.org/10.3390/w16223261>
6. Yap ACW, Lee MS, Loo JL et al. Electron generation in water induced by magnetic effect and its impact on dissolved oxygen concentration. *Sustain Environ Res.* 2021;31:7. <https://doi.org/10.1186/s42834-021-00080-0>
7. Wu T, Brant JA. Magnetic field effects on pH and electrical conductivity: Implications for water and wastewater treatment. *Environ Eng Sci.* 2020;37:717-727. <https://doi.org/10.1089/ees.2020.0182>



8. Yap ACW, Lee HS, Loo JL. Magnetic induction on pH, oxidation-reduction potential, conductivity and dissolved oxygen level of water and its properties: A state-of-the-art review. In: Li P, He X, Wu J et al. (eds). *Sustainable Groundwater and Environment: Challenges and Solutions*. Springer Hydrogeol. Springer, Cham. 2025. <https://doi.org/10.1007/978-3-031-82194-3>
9. Alimi F, Tlili M, Ben AM et al. Effect of magnetic water treatment on calcium carbonate precipitation: Influence of the pipe material. *Chem Eng Proc.* 2009;48:1327-1332. <https://doi.org/10.1016/j.cep.2009.06.008>
10. Martinez MS, Boluda BN. Review of technique to reduce and prevent carbonate scale. *Prospecting in water treatment by magnetism and electromagnetism.* *Water.* 2021;13:2365. <https://doi.org/10.3390/w13172365>
11. Mghaiouini R, Elmlouky A, Moznine RE et al. The influence of the electromagnetic field on the electric properties of water. *Mediterr J Chem.* 2020;10:507-515. <https://doi.org/10.1016/j.chemosphere.2018.03.160>
12. Mghaiouini R, Elmlouky A, Salah M et al. Effects of electromagnetic fields on the pH of water under kinetic conditions. *Fresen Environ Bull.* 2020;29:7922-7933.
13. Sammer M, Kamp C, Paulitsch-Fuchs AH et al. Strong gradients in weak magnetic fields induce DOLLOP formation in tap water. *Water.* 2016;8;79. <https://doi.org/10.3390/w8030079>
14. Putti FF, Vicente EF, Chaves PPN et al. Effect of magnetic water treatment on the growth, nutritional status, and yield of lettuce plants with irrigation rate. *Horticulturae.* 2023;9:503. <https://doi.org/10.3390/horticulturae9040504>
15. Zhang J, Wang Q, Wei K et al. Magnetic water treatment: An eco-friendly irrigation alternative to alluvial salt stress of brackish water in seed germination and early seedling growth on cotton (*Gossypium hirsutum* L.). *Plants.* 2022;11:1297. <https://doi.org/10.3390/plants11111397>
16. Mehandjiev D, Ignatov I, Neshev N et al. History-dependent hydrogen bonds energy distributions in NaCl aqueous solutions undergoing osmosis and diffusion through a ceramic barrier. *J Chem Technol Metall.* 2023;58:340-346.
17. Ignatov I, Huether F, Popova TP et al. Effects of electromagnetic waves on parameters, hydration, and *in vitro* antimicrobial activity of the *Brassica oleracea* L. var. *Italica plenk* and water. *Plant Sci Tod.* 2024;11:553-561. <https://doi.org/10.14719/pst.2987>
18. Shamsaldain QZ, Al Rawee EA. Effect of magnetic water on productive efficiency of *Awassi* sheep. *Iraq J Vet Sci.* 2012;2:75. <https://doi.org/10.33899/ijvs.2020.166887>

19. Jia W, Zhang M, Xu M et al. Novel strategy to remove the odor in goat milk: Dynamic discovery magnetic field treatment to reduce the loss of phosphatidylcholine in a flash vacuum from the proteomics perspective. *Food Chem.* 2022;375:131889. <https://doi.org/10.1016/j.foodchem.2021.131889>
20. Alfonso-Avila AL, Charbonneau E, Chouinard PY al. Potassium carbonate as a cation source for early-lactation dairy cows fed high-concentrate diets. *J Dairy Sci.* 2017;100:1751-1765. <https://doi.org/10.3168/jds.2016-11776>
21. Krause KM, Oetzel GR. Understanding and preventing subacute ruminal acidosis in dairy herds. A review. *Anim Feed Sci Technol.* 2006;126:215-236. <https://doi.org/10.3168/jds.2016-11776>
22. Emery RS, Brown LD. Effect of feeding sodium and potassium bicarbonate on milk fat, rumen pH, and volatile fatty acid production. *J Dairy Sci.* 1961;44:1899. [https://doi.org/10.3168/jds.S0022-0302\(61\)89981-5](https://doi.org/10.3168/jds.S0022-0302(61)89981-5)
23. Jenkins TC, Bridges WC, Harrison JH et al. Addition of potassium carbonate to continuous cultures of mixed ruminal bacteria shifts fatty acids and daily production of biohydrogenation intermediates. *J Dairy Sci.* 2014;97:975-984. <https://doi.org/10.3168/jds.2013-7164>
24. Fraley SE, Hall MB, Nennich TD et al. Effect of variable water intake as mediated by dietary potassium carbonate supplementation on rumen dynamics lactating dairy cows. *J Dairy Sci.* 2015;98:3247. <https://doi.org/10.3168/jds.2014-8557>
25. Ignatov I, Stankov IK. Parameters and effects of magnetic field and potassium carbonate in water. Applications. *Ukr J Phys.* 2024;69(4). <https://doi.org/10.15407/ujpe69.5.321>
26. Plavsic B, Kobe S, Orel B. Identification of crystallization forms of CaCO<sub>3</sub> with FTIR spectroscopy. *Kov Zlit Tehnol.* 1999;33:517-521.